



# UXC SERIES

Universal Combo, Red/Green Switchable



PROJECT: \_\_\_\_\_  
 FIXTURE TYPE: \_\_\_\_\_  
 LOCATION: \_\_\_\_\_  
 CONTACT/PHONE: \_\_\_\_\_



- Universal Red/Green
- Universal Single/Double Face
- Universal Mounting
- Universal Voltage
- Universal Chevron Indicators

## ELECTRICAL

- 120/277VAC 60Hz
- Battery low voltage protection
- Solid-State transfer circuit
- Test switch and battery charging indicator
- Maintenance free Ni-cad battery
- 24hours recharge, more than 90mins discharge

## ILLUMINATION

- EXIT Sign: Field selectable Red or Green sign with matched color diffuser. Default setting at factory is Red color
- Lamp head DC3.6V 0.75Wx2, deliver 160lm from whole unit, CCT: cool white color

## BATTERY

- High temperature Ni-cad battery
- 24 Hour Recharge

## OPTIONS

- Self diagnostics function optional.
- REM option with 3.6V 1.5W remote capability for constant output remote head.

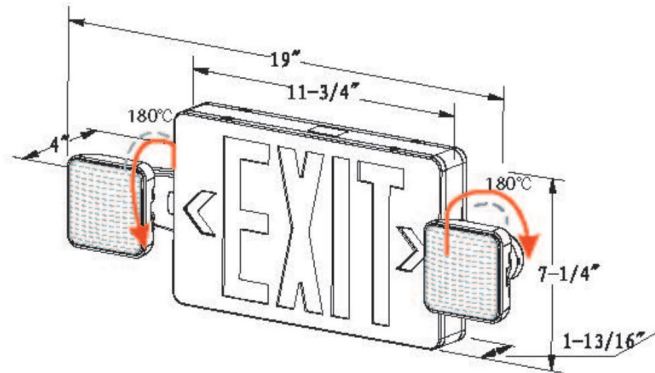
## MOUNTING

- Suitable for wall and ceiling mount
- Universal J-Box mounting pattern on back plate
- Canopy Included

## CODE COMPLIANCE

- UL listed and meets or exceed all requirement in NFPA 70, NFPA 101 life safety code, suitable for U.S.A market
- Complies with CEC title 20 efficiency regulations
- Suitable for 10°C-40°C ambient temperature
- UL924 Damp Location Listed

## DIMENSIONS



## CONSTRUCTION

- Injection-molded thermoplastic housing
- Plastic enclosure with 5VA flame retardant
- Compact and decorative design
- Friendly configuration design for quick installation
- EXIT letter 6" height and 3/4" stroke, snap in and snap out direction indicator
- Fully rotatable lamp head, easily snap into housing
- Single and double face configuration

## ORDERING INFORMATION

Model	Housing Color	Options
UXC	W = White B = Black	SD = Self-Diagnostics REM = Remote Capability (3.6V 1.5W)

Ordering Example: UXC-W-REM





# UXC SERIES

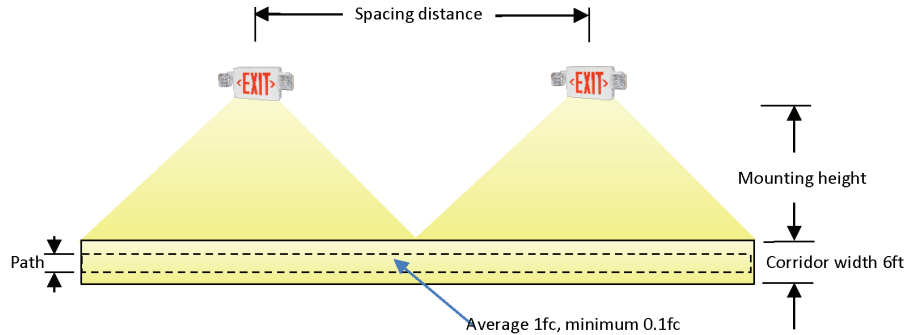
Universal Combo, Red/Green Switchable



PROJECT: \_\_\_\_\_  
 FIXTURE TYPE: \_\_\_\_\_  
 LOCATION: \_\_\_\_\_  
 CONTACT/PHONE: \_\_\_\_\_

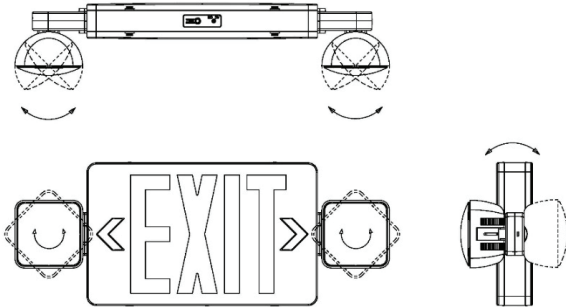
## MOUNTING SPACING DISTANCE

NFPA 101 requires 1.0 foot-candle average and 0.1 foot-candle minimum with a 40:1 maximum/minimum ratio. The corridor used is 100 feet long, 9 feet ceiling with a 6 feet wide walkway and 6&3 feet path of egress for calculation. The reflectance are 80% ceiling, 50% walls and 20% floors. The fixture mounting height is 7.5 feet /10ft.



Spacing Distance / Model No.	7.5ft height	7.5ft height	10ft height	10ft height
	6ft width corridor 3ft width path	6ft width corridor 6ft width path	6ft width corridor 3ft width path	6ft width corridor 6ft width path
UXC (160lm)	26ft	22ft	22ft	20ft

## FULLY ROTATIONAL LAMP HEAD



## REMOTE HEADS

UXC-REM can drive below remote heads, make sure total remote load less than 1.5W.



- RMS-1 \*2pcs**
- Single remote head, 3.6V 0.75W delivers 70lm per unit.
  - Operation temperature range 0°C.....+40°C Suitable for damp location
  - UL, cUL Listed



- RMS-2 \*1pcs**
- Dual remote heads, 3.6V 1.5W delivers 140lm per unit.
  - Operation temperature range 0°C.....+40°C Suitable for damp location
  - UL, cUL Listed

UXC-REM can drive below constant power remote head, make sure total remote constant load less than 1.5W.



- R-ASRLED-1-WP \*1pcs**
- Single remote heads, DC3-12V Input, Constant power 1.0W, delivers 100lm.
  - Operation temperature range -25°C.....50°C Suitable for wet location.
  - UL, cUL Listed.



- R-ASRLED-1-WP \*1pcs**
- Single remote heads, DC3-12V Input, Constant power 0.75W, delivers 75lm.
  - Operation temperature range -25°C.....50°C Suitable for wet location.
  - UL, cUL Listed.